



Fire Fighting for Heavy Trucks

High-pressure water mist
fire protection

www.ultrafog.com

DELIVERING FIRE PROTECTION SOLUTIONS FOR HEAVY TRUCKS VEHICLES


In our busy cities, highways and transport hubs, fire in a passenger vehicle can be devastating both in terms of life safety and business disruption. The breakdown or loss of a vehicle due to fire can cause chaos, unwanted downtime and economic loss. Statistically, the majority of fires in passenger transport vehicles start in the engine compartment, and increasingly legislation worldwide is prescribing the Fire Safety Systems specifically designed to prevent fires in engine compartments.

Specialized in the development, design and manufacture of high pressure water mist fire suppression systems and solutions, Ultra Fog's high performance vehicle fire protection system results from a continuous program of research and development, extensive fire testing, type approvals, and quality controlled manufacturing.

With its global reach, aftersales service and maintenance provision Ultra Fog ensures that customers benefit from lifelong product assurance and protection.



System is tested and approved in
according to SP METHOD 4912,
UNECE R107



HOW DOES THE SYSTEM WORK?

The accumulator unit consists of two chambers - the first contains compressed gas, and the second is filled with fire extinguishing liquid water. A piston separates the two sections.

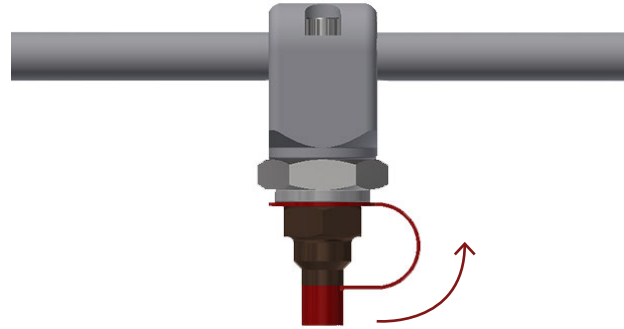
The cylinder contains a standby pressure of 110bar. An accumulator valve, located on the side of the water chamber, can be released in three different ways:

- manual activation
- activation via the detector tube
- remote driver side activation (optional)


The detector Tube is designed to hold a standby pressure of 13 bar. In the event of a fire in the compartment the tube will melt, and pressure will drop. As the pressure falls below 5 bar, the accumulator valve will be activated and the watermist will discharge into the compartment, suppressing the fire. The tiny micro droplets of water created on release will fill the engine compartment, rapidly cooling and suppressing the fire. The relatively small quantity of water required to fill the space and the absence of corrosive or powder based extinguishing agents mean that downtime can be reduced to a very minimum.



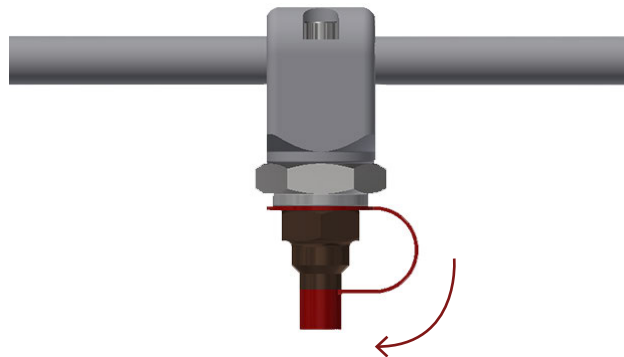
1. The pressure of the releasing extinguishing watermist will pop the nozzle cap off allowing the watermist to release into the compartment.



2. Watermist will release into the engine compartment.



3. After activation and extinguishing process, nozzle cover has to be put back in place, covering the nozzle.



System maintenance: easy to use, simple to maintain

DAILY: visually check pressure gauges.

WEEKLY: check all elements (detector tube, nozzles, nozzle caps, and piping) are connected and correctly positioned.

AFTER ACTIVATION: Accumulator unit to be refilled or replaced, detector tube and nozzle caps to be replaced. System to be verified by trained maintenance personnel.



Do you have the questions? Contact us:

Global Sales:
info@ultrafog.com

Service:
+377 9990 1481
service@ultrafog.com



High-pressure water mist
fire protection

Ultra Fog | Sweden

Faktorvagen 17Q
434 37 Kungsbacka

Tel.: +46 (0)31 979 870

Ultra Fog | Italy

Via Grecale 33
55049 Viareggio

Tel.: +39 05 84390609

Ultra Fog | Italy

Via V. Monti 52,
20017 Rho (Milano)

Tel.: +39 02 09943101

Ultra Fog | Monaco

57 rue Grimaldi Block C/D
98000 Monte Carlo

Tel.: +377 99901481

Ultra Fog | United States

3380 SW 11th Avenue
Fort Lauderdale FL 33315

E-mail: salesusa@ultrafog.com
Tel.: +1 (954) 581-6996

Ultra Fog | United Kingdom

Office No. 113
1010 Cambourne Business Centre
Cambourne, Cambridgeshire CB23 6DP

Tel.: +44 (0) 1223 499180



info@ultrafog.com



www.ultrafog.com



www.linkedin.com/company/ultra-fog

